

FIND AND RHYME


Part 1. Find and circle these words in the grid below.

conservation air farming pollution resources soil trees water

C X R S I L T Q M A O B
 C O D J K Z Y W C S R L
 B W N C L S A G G N C E
 A I R S R T V N C Y N A
 C Q N C E C Q I P Y O R
 X C E R S R C M O C I H
 C J A K O C V R C P T M
 T N M V U A Y A S C U E
 L R C G R C S F T O L C
 C D E S C L W C A I L L
 E S L E E D C I T C O F
 C L I O S C H S K U P N

Part 2. Use the words in the list to complete these rhymes.


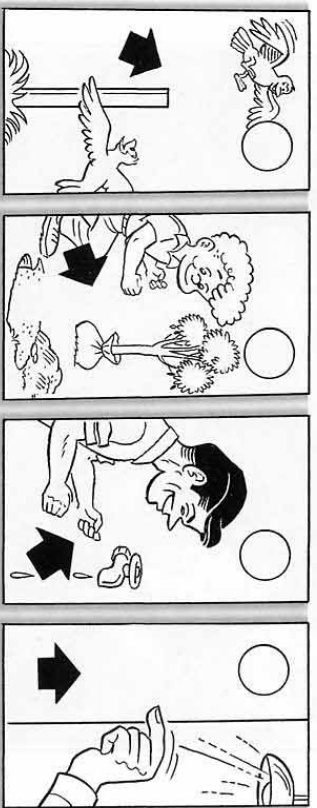

- Mother, father, son, or daughter,
every day they drink clean _____.
- It's important work across the nation,
everyone should practice _____.
- To reduce the dust that makes you sneeze, to turn strong wind to a
gentle breeze, you might want to plant a row of _____.
- To grow good food takes months of toil,
from farmers working with the _____.
- For some big problems we help with the solution.
By acting right we can reduce _____.
- Using the earth without its harming,
to grow good food is the goal of _____.
- All around us, powerful forces
shape and change natural _____.
- You cannot see it, so you might not care,
but everyone needs to breathe clean _____.








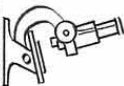




CONSERVATION --- TOOLS ---

Conservation means taking care of our natural resources - soil, water, plants, animals, and air. Many people conserve resources in many ways. Experts use special tools to learn about resources and conserve them. Every person can help conserve resources in their daily life, using the tools around them.

Look at these pictures of people conserving resources. In each picture, the tool they use is missing.



HERE ARE THE TOOLS THEY NEED.

 SHOVEL	 WRENCH	 COMPUTER	 TIRE GAUGE	 SHOWER
 MICROSCOPE	 RECYCLING BIN	 BIRD FEEDER	 TEST TUBE	 LIGHT SWITCH

1. Read these sentences that describe how people conserve resources. The name of the tool they use is left blank. From the list of tools, choose the correct tool name and write it in the blank space to complete the sentence.
 1. To plant a tree, you dig a hole with a _____.
 2. Scientists look closely at water with a _____.
 3. To fix a leak and save water, you might use a _____.
 4. Recycling is easier when you have a _____.
 5. Learn and share conservation information using a _____.
 6. You can help wild birds in winter with a _____.
 7. Remind your parents to save gas by keeping tires at the right pressure by using a _____.
 8. Soil scientists study soil by mixing soil and chemicals in a _____.
 9. Baths use lots of water; save water with a quick _____.
 10. Save energy when you don't need it by flicking off the _____.
2. Match each sentence with the picture showing the activity it describes. Write the number of the sentence in the circle in the picture.
 3. Draw the correct tool in the picture.

Whether you are a scientist, a gardener, a driver, or a student, you can help conserve resources to make the world a better place!